


Basic Auto Maintenance






- Read (or at least skim!) your owner's manual

- Follow recommended maintenance procedures and intervals
- When in doubt... Google! Manufacturer's site, forums, youtube videos

- Inspect Tires

- Set pressure – every 2 months & before long trips; immediately if this: 
 - Pressures specified on factory label on driver's door jamb or owner's manual
- Check wear – every 2 months and before long trips
 - Replace tires if tread down to wear bars
 - Get alignment and suspension checked if wear is significantly uneven
- Remember to check the spare tire annually!
- How to change a tire
 - Ensure you have the correct equipment
 - Get car to a safe spot... this is more important than protecting the tire!
 - Loosen, jack, change, lower, tighten


- Check Fluids

- **Oil:** every 2 months; more often if you have any leaks; immediately if this: 
- **Coolant:** every 2 months; immediately if leaking, overheating, or this 
- **Brakes and clutch:** every 6 months; immediately if brake effort changes or this 
- **Power steering:** every 6 months; immediately if steering effort/sound changes or this 
- **Windshield wiper:** as needed or this 
- **Transmission:** every 6 months

- Change Fluids

- **Oil:** change oil, filter, drain washer every 5000 miles/12 months unless otherwise specified
- **Coolant:** flush every 4 years unless otherwise specified
- **Brakes:** flush every 6 years unless otherwise specified
- **Transmission / Differential:** flush every 10 years unless otherwise specified

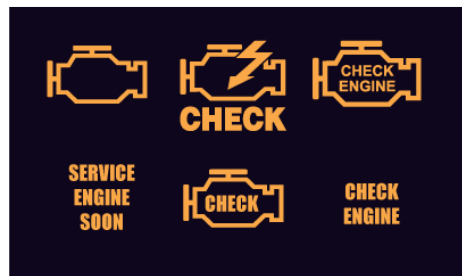
- Battery and electronics

- Check battery voltage if car is difficult to start or if this 
 - with engine off: at least 11.5 V; with engine on: at least 13.5 V
- Check battery age – replace after 7 years
- How to jump start; how to replace

- Fuses – locations, how to check and change
- Lights – check before annual inspection
- **Periodic maintenance items**
 - Inspect for any leaks in engine bay or under car
 - Air filters – engine and cabin
 - Belts
 - Plugs and wires
 - Brakes
 - Alignment
 - Suspension components
 - Wipers
- **Exterior and interior care**
 - How to clean and protect

- **Dashboard Lights**

Check Engine Lights




Safety Lights



Dash Board Warning Light Guide

Red Lights Mean Stop Your Engine ASAP!!!



Yellow Lights mean Caution Check soon



Green Lights Mean something is operating

